

Gauge union

Model : A020

Spec. sheet no. AD00-02

Service intended

It is used for positive sealing while the pressure gauge may be directed into any directions.



Ordering information

Base model : 1th thru 4th characters



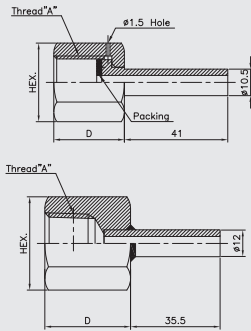
5 th character		6 th character		7 th character		8 th character		9 th character	
Code	Union type	Code	Material	Code	Gauge connection size	Code	Gauge connection type	Code	Process connection size
N	Pipe welding	C	304SS	0	¼"	A	PF (F)	A	½" (10.5 mm)
P	PF (M)	D	316SS	1	⅜"	B	PT (F)	B	⅜"
Q	PT (M)	F	316L SS	2	½"	C	NPT (F)	C	½"
R	Socket welding	G	Monel	3	⅙"	Z	Other	D	¾"
S	Boss	H	Hastelloy-C	9	Other			E	Flange
T	Flange	Z	Other					Z	Other

10 th character		11 th character		12 th character		13 th thru 15 th character	
Code	Process connection type	Code	Flange size	Code	Flange rating	Code	Pipe length
C	NPT (F)	A	N/A	KA	N/A	000	¾" SCH 40 (17.30 X 2.3t), 100 mm
G	PF (M)	D	½" (15A)	AC	ANSI 150 Lb RF	010	¾" SCH 80 (17.30 X 3.2t), 100 mm
H	PT (M)	E	¾" (20A)	AE	ANSI 150 Lb FF	020	½" SCH 40 (21.70 X 2.8t), 100 mm
J	NPT (M)	F	1" (25A)	AD	ANSI 150 Lb RFSF	030	½" SCH 80 (21.70 X 3.7t), 100 mm
M	S.W (F)	G	1¼" (32A)	AF	ANSI 300 Lb RF		
N	S.W (M)	H	1½" (40A)	AH	ANSI 300 Lb FF		
P	Pipe welding	J	2" (50A)	AG	ANSI 300 Lb RFSF		
Q	Flange	Z	Other	AJ	ANSI 600 Lb RF		
Z	Other			AL	ANSI 600 Lb FF		
				AK	ANSI 600 Lb RFSF		
				KL	JIS 10K RF		
				KN	JIS 10K FF		
				KM	JIS 10K RFSF		
				KP	JIS 20K RF		
				KR	JIS 20K FF		
				KQ	JIS 20K RFSF		
				KC	JIS 30K RF		
				KU	JIS 30K FF		
				KJ	JIS 30K RFSF		
				ZZ	Other		

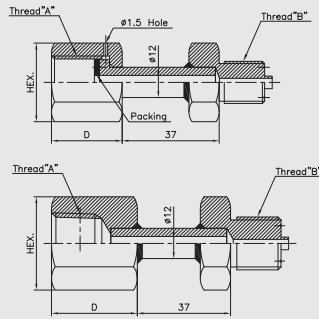
A020NC1BDJAB000 sample ordering number

A020 : Type of mounting

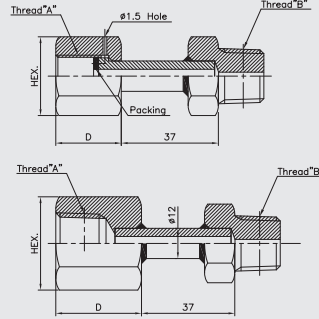
Code N



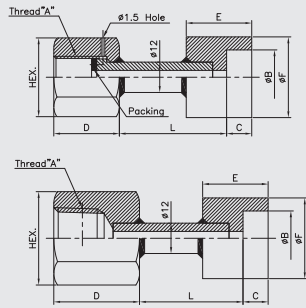
Code P



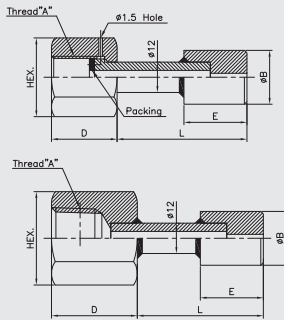
Code Q



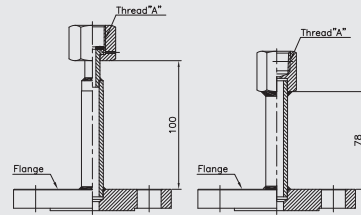
Code R



Code S



Code T



Dimensions (mm)																
Code	A		B	D	Code	A		B	C	D	E	F	L			
N	PF	3/8"	X	26	R	PF	3/8"	3/8"	10	26	26	26	41			
		1/2"		32												
	(N)PT	1/2"		34												
P	PF	3/8"	PF 3/8"	26			3/8"	1/2"	3/8"	10	28	26		26	41	
			PF 1/2"						32							
			PF 3/4"						34							
		(N)PT	3/8"	PF 3/8"		30(32)	3/8"	1/2"	3/8"	10	30(32)	26	26			
				PF 1/2"					32							
				PF 3/4"					34							
	(N)PT		1/2"	PF 3/8"		34	3/8"	1/2"	3/8"	10	34	26	26			
				PF 1/2"					32							
				PF 3/4"					34							
		Q	PF	3/8"	(N)PT 3/8"	26	S	1/2"	3/8"	X	28	25	X	50		
					(N)PT 1/2"				51							
					(N)PT 3/4"				50							
(N)PT	1/2"			(N)PT 3/8"	28	3/8"		34	1/2"	34	25	26	26		51	
				(N)PT 1/2"												50
				(N)PT 3/4"												51
	(N)PT		3/8"	(N)PT 3/8"	30(32)	T	PF	3/8"	ANSI	150, 300, 600lb	10, 16, 20, 30, 40K	15, 20, 25, 32, 40, 50A	FF			
				(N)PT 1/2"										RF		
				(N)PT 3/4"												
1/2"			(N)PT 3/8"	34	PF		3/8"	ANSI	150, 300, 600lb	150, 300, 600lb	1 1/4, 1 1/2, 2B	FF				
			(N)PT 1/2"										RF			
			(N)PT 3/4"													
Code		A		Flange rating												