

# General service bimetal thermometer

## Model : T114

Spec. sheet no. TD01-04

### Service intended

Bimetal thermometer is used for measuring temperature of gas or fluid. It is suitable for measurement, regulation and direct monitoring for the fluid. It meets the most stringent criteria on resistance to a corrosive atmosphere and exceptional climatic circumstances.



### Nominal diameter

75 and 100 mm

### Accuracy


±2.0% of full scale

### Temperature element

Coiled bimetal

### Working range

Maximum scale value



## Standard features

### Location of stem

Center back connection, direct

### Pointer

Black painted aluminium alloy

### Case

Nickel plated steel

### Cover

Nickel plated steel

### Stem

6.4 mm diameter  
304SS, 316SS and 316L SS  
Max. Insertion length : 400 mm

### Window

Glass

### Dial

White aluminium with black graduations

### Stem connection

¼", ⅜", ½" PT, NPT and PF

**1. Base model**

**T114** General service bimetal thermometer

**2. Nominal diameter (mm)**

- 3** 75  
**4** 100

**3. Type of mounting**

- X** Center back connection, direct

**4. Stem material**

- 0** 304SS  
**1** 316SS  
**2** 316L SS

**5. Stem, process connection**

- C** 1/4"  
**D** 3/8"  
**E** 1/2"

**6. Stem connection type (CF: Compression fitting)**

- A** None  
**B** PF  
**C** PT  
**D** NPT  
**E** CF + PT  
**F** CF + NPT  
**G** CF + PF  
**H** MT + PT (Movable thread)  
**I** MT + NPT (Movable thread)  
**J** MT + PF (Movable thread)

**7. Stem outer diameter (mm)**

- 1** 6.4

**8. Range**

**XXX** Refer to scale range table

**9. Insertion length**

- X** Refer to insertion length table

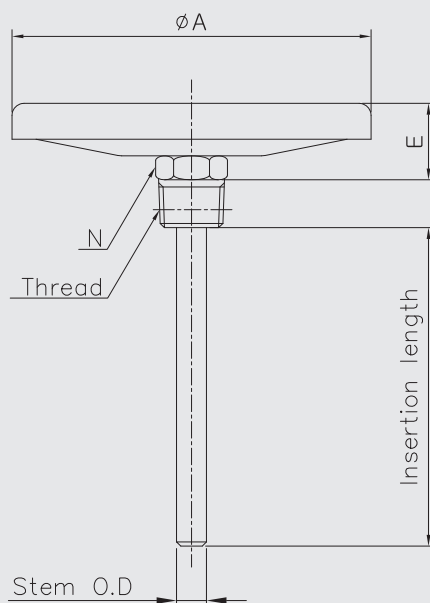
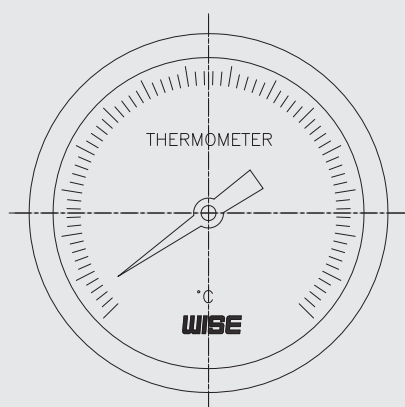
**10. Accessories**

- 0** None  
**1** Thermowell

1	2	3	4	5	6	7	8	9	10
T114	3	X	0	E	C	1	XXX	X	1

Sample  
ordering code

## T114 : Type of mounting



Dimensions (mm)

Dial Size	A	E±2	N
75	86.5	28	24x27.7 HEX
100	111	32	24x27.7 HEX

## Scale ranges

Code	Scale range (°C)	Scale spacing (°C)	Minimum stem length (mm)
099	0 ~ 50	1	110
101	0 ~ 70	2	80
102	0 ~ 80	2	70
104	0 ~ 100	2	55
109	0 ~ 150	5	45
114	0 ~ 200	5	35
119	0 ~ 250	5	35
124	0 ~ 300	5	35
129	0 ~ 350	5	35

## Insertion length

Code	1	2	3	4	5	6	7	8	9
Length (mm)	50	60	70	80	100	120	130	150	175

Code	A	B	C	D	E	F	G	H
Length (mm)	200	225	250	275	300	350	375	400